

JP



PCT

WORLD INTELLECTUAL PROPERTY ORGANIZATION
International Bureau

INTERNATIONAL APPLICATION PUBLISHED UNDER THE PATENT COOPERATION TREATY (PCT)

<p>(51) International Patent Classification⁵ : A61K 9/16, 9/52, 9/22 A61K 31/44</p>	<p>A1</p>	<p>(11) International Publication Number: WO 94/05262 (43) International Publication Date: 17 March 1994 (17.03.94)</p>
<p>(21) International Application Number: PCT/AU93/00462 (22) International Filing Date: 9 September 1993 (09.09.93) (30) Priority data : PL 4602 10 September 1992 (10.09.92) AU (71) Applicant (for all designated States except US): F.H. FAULDING & CO. LIMITED [AU/AU]; 160 Greenhill Road, Parkside, S.A. 5063 (AU). (72) Inventors; and (75) Inventors/Applicants (for US only) : MORELLA, Angelo, Mario [AU/AU]; 10 Seymour Grove, Campbelltown, S.A. 5074 (AU). QUINN, Eugene, Anthony [AU/AU]; 23 Balmoral Road, Salisbury East, S.A. 5109 (AU). WILLOUGHBY, David, John [AU/AU]; 30 Geraldine Street, Valley View, S.A. 5093 (AU).</p>	<p>(74) Agent: PHILLIPS ORMONDE & FITZPATRICK; 367 Collins Street, Melbourne, VIC 3000 (AU). (81) Designated States: AT, AU, BB, BG, BR, BY, CA, CH, CZ, DE, DK, ES, FI, GB, HU, JP, KP, KR, KZ, LK, LU, LV, MG, MN, MW, NL, NO, NZ, PL, PT, RO, RU, SD, SE, SK, UA, US, UZ, VN, European patent (AT, BE, CH, DE, DK, ES, FR, GB, GR, IE, IT, LU, MC, NL, PT, SE), OAPI patent (BF, BJ, CF, CG, CI, CM, GA, GN, ML, MR, NE, SN, TD, TG). Published With international search report.</p>	
<p>(54) Title: SUSTAINED RELEASE MATRIX COMPOSITION</p> <p>(57) Abstract</p> <p>Sustained release microparticle compositions including a core element comprising an active ingredient of very low solubility and at least two polymers. The core element is optionally coated with an enteric coating and includes dihydropyridines, especially nifedipine as the active ingredient. The compositions are prepared by spraying a core seed with the core element formulation in a fluidised bed coater, centrifugal granulator or spheronizer and drying the composition. The compositions are useful for treating cardiovascular related conditions.</p>		

FOR THE PURPOSES OF INFORMATION ONLY

Codes used to identify States party to the PCT on the front pages of pamphlets publishing international applications under the PCT.

AT	Austria	FR	France	MR	Mauritania
AU	Australia	GA	Gabon	MW	Malawi
BB	Barbados	GB	United Kingdom	NE	Niger
BE	Belgium	GN	Guinea	NL	Netherlands
BF	Burkina Faso	GR	Greece	NO	Norway
BG	Bulgaria	HU	Hungary	NZ	New Zealand
BJ	Benin	IE	Ireland	PL	Poland
BR	Brazil	IT	Italy	PT	Portugal
BY	Belarus	JP	Japan	RO	Romania
CA	Canada	KP	Democratic People's Republic of Korea	RU	Russian Federation
CF	Central African Republic	KR	Republic of Korea	SD	Sudan
CG	Congo	KZ	Kazakhstan	SE	Sweden
CH	Switzerland	LI	Liechtenstein	SI	Slovenia
CI	Côte d'Ivoire	LK	Sri Lanka	SK	Slovak Republic
CM	Cameroon	LU	Luxembourg	SN	Senegal
CN	China	LV	Latvia	TD	Chad
CS	Czechoslovakia	MC	Monaco	TC	Togo
CZ	Czech Republic	MG	Madagascar	UA	Ukraine
DE	Germany	ML	Mali	US	United States of America
DK	Denmark	MN	Mongolia	UZ	Uzbekistan
ES	Spain			VN	Viet Nam
FI	Finland				

SUSTAINED RELEASE MATRIX COMPOSITION

The present invention relates to sustained release pharmaceutical microparticle compositions in particular sustained release pharmaceutical microparticle compositions including an active ingredient of very low solubility in water, and to a method of preparing same.

As is known in the prior art it is desirable in the treatment of a number of diseases both therapeutically and prophylactically to provide the active pharmaceutical ingredient in a sustained release form. This is particularly desirable for the treatment of diseases which have to be treated for prolonged periods such as, for example, hypertension. In these instances it is desirable to minimize the frequency of intake of medicaments. This is not only more pleasant for the patient it also increases the reliability of treatment by diminishing the disadvantages of irregular intakes and results in a more nearly constant therapeutic level of active ingredient in the body. Further this minimizes the risks of the active blood levels not being within the required therapeutic indices and avoids blood level peaks usually found after intake of rapid release forms.

Whilst there is known in the prior art numerous sustained release formulations the extension of such sustained release regimen to active pharmaceutical ingredients of very low solubility in water has been extremely limited.

For example, active ingredients of very low solubility include the dihydropyridine compounds which are used as cardiovascular agents. Difficulties often occur in the pharmaceutical formulation of these potent active compounds due to their very low solubility, which can result in erratic and/or poor absorption of the drug from pharmaceutical dosage forms.

One such technique of enhancing drug absorption is to formulate a solid dispersion or co-precipitate system. This technique is well known and is extensively discussed in the article "Pharmaceutical Applications of Solid Dispersion Systems" by Win Loung Chiou and Sidney

Riegelman. J. of Pharm. Sci. Vol. 60, No. 9, September 1971 (1281-1301) which is incorporated herein by reference.

The term Solid Dispersion or Co-Precipitate refers to the dispersion of one or more active ingredients in an inert carrier or matrix at solid state prepared by the melting (fusion), solvent, or melting-solvent method and is hereinafter simply referred to as a "matrix". Solid dispersions may also be called solid-state dispersions. The dispersion of a drug or drugs in a solid diluent or diluents by traditional mechanical mixing is not included in this definition.

Whilst numerous attempts have been made to prepare sustained release forms of pharmaceutical formulations including dihydropyridine compounds as the active ingredient, it has not been possible to date to formulate a matrix composition in microparticle form which in use will release such active ingredients at a sufficient rate to provide a therapeutic level of active for extended periods of time, preferably for at least approximately 12 hours or more, preferably 24 hours or more.

Accordingly it is an object of the present invention to overcome, or at least alleviate, one or more of the difficulties related to the prior art.

Accordingly in a first aspect of the present invention there is provided a sustained release matrix pharmaceutical microparticle composition including

a core element including

an active ingredient of very low solubility;

and

at least two polymers in a matrix therewith;

and optionally

an enteric coating over the core element.

By the term "matrix" as used herein we mean that the active ingredient is in a solid dispersion or co-precipitate with a polymer.

By the term "microparticle composition" as used herein we mean pellets or granules. Preferably the microparticle composition is in the form of pellets.

By "sustained release" as used herein we mean at

least a two fold reduction in dosing frequency as compared to drug presented as a conventional dosage form (e.g. as a solution or a prompt drug-releasing, conventional dosage form). [U.S. Pharmacopeia [USPXXI](1985)(xivi)]. e.g. for
5 at least approximately 12 hours or greater, preferably for at least approximately 24 hours.

By "active ingredient of very low solubility" as used herein we mean pharmaceutically active, orally acceptable ingredients having an aqueous solubility of
10 approximately 1 in 10^3 parts of solvent per part of solute or less, preferably at least approximately 1 in 10^4 parts of solvent per part of solute or less.

By "bioavailability" as used herein we mean the extent to which the active drug ingredient is absorbed
15 from the microparticle composition and which reaches the general circulation intact.

The active ingredient of very low solubility may be selected from the group consisting of dihydropyridines for example Nifedipine, Nitrendipine, Nisoldipine,
20 Nimodipine, Nicardipine, Darodipine, Isradipine, Niludipine, Amlodipine, Felodipine, Lacidipine, BBR-2160, Cronidipine, Diperdine, Mepirodipine, Nilvadipine, Oxodipine, Sangandipine, Clinidipine, Manidipine, Benidipine, pharmaceutically acceptable isomers and salts
25 thereof and mixtures thereof. The active ingredient in the final composition is preferably in crystalline form.

The active ingredient may be present in the core element in any suitable effective amount. The amount of active ingredient is dependent on the potency of the active
30 ingredient and on the desired dosage strength and volume of a unit dose of the drug product. The active ingredient may be present in amounts of approximately 0.1 to 99%, preferably 1 to 95% by weight, based on the total weight of the core element. The active ingredient may preferably
35 be a dihydropyridine compound, more preferably nifedipine. The compound nifedipine may be present in amounts of approximately 5 to 70% by weight, preferably 15 to 50% by weight, based on the total weight of the core element.

In the following description the active ingredient

of very low solubility will be illustrated by reference to the dihydropyridine, nifedipine. However this is illustrative only and the invention is in no way restricted thereto. Nifedipine is a cardiovascular drug and is a potent relaxant of arterial smooth muscle. It dilates both the main coronary arteries and arterials both in normal and in ischaemic myocardio regions. Nifedipine is also a potent inhibitor of coronary artery spasm. Nifedipine is thus indicated in the long-term management of angina pectoris due to coronary heart disease. The usual dose is one 10 mg capsule three times daily but up to two capsules four times daily may be taken. The benefits of a sustained release microparticle composition including nifedipine are thus obvious.

The polymeric component of the sustained release matrix pharmaceutical composition may include, in addition to the active ingredient,

a polymer which is at least partially water-soluble (water-soluble polymer); and

a polymer which is substantially insoluble at acidic pH but at least partially soluble at a less acidic to basic pH (enteric polymer).

The water-soluble polymer may be selected from the group consisting of polyvinyl pyrrolidone, hydroxypropyl cellulose, hydroxypropyl methylcellulose, polyethylene glycol, polyvinyl alcohol and mixtures thereof. Polyethylene glycols or Macrogols of intermediate molecular weights (4000-12000) have been found to be suitable. The polyethylene glycol sold under the trade designation PEG 6000 has been found to be suitable.

The water-soluble polymer may be present in the core element in amounts of from approximately 10 to 80%, preferably 15 to 60% by weight, based on the total weight of the core element.

The enteric polymer, when present, may be selected from the group consisting of cellulose acetate phthalate, hydroxypropyl methyl-cellulose phthalate (HPMCP), polyvinyl acetate phthalate, methacrylic acid copolymer, hydroxypropyl methylcellulose acetate succinate, shellac,

cellulose acetate trimellitate and mixtures thereof. Particularly preferred enteric polymers include synthetic or semi-synthetic resins bearing carboxyl groups. The hydroxypropyl methylcellulose phthalates sold under the trade designations HP50 or HP55 have been found to be suitable.

The enteric polymer may be present in the core element in an amount of from 0 to approximately 50% by weight, preferably 0.1 to 20% by weight, more preferably 0.5 to 10% by weight, based on the total weight of the core element.

Accordingly, in a preferred aspect of the invention there is provided a sustained release pharmaceutical microparticle composition including

a core element including
approximately 1 to approximately 95% by weight based on the total weight of the core element of a pharmaceutically active ingredient of very low solubility; and
approximately 5 to approximately 99% by weight of a polymeric component in a matrix therewith including
a water-soluble polymer; and
an enteric polymer;
and optionally
an enteric coating over the core element.

The core element may further include other compounding ingredients including plasticisers and fillers. Accordingly, in a preferred aspect, the core element may further include

0 to approximately 20% by weight, preferably 5 to 10% by weight, based on the total weight of the core element of a plasticiser selected from the group consisting of diethyl phthalate, triethyl citrate, triethyl acetyl citrate, triacetin, tributyl citrate, glycerol or mixtures thereof; optionally

0 to approximately 50% by weight, preferably 5 to 30% by weight, based on the total weight of the core element of a filler selected from the group consisting of

insoluble materials such as silicon dioxide, titanium dioxide, talc, alumina, starch, kaolin, polacrillin potassium, powdered cellulose, and microcrystalline cellulose and mixtures thereof; and optionally

5 0 to approximately 50% by weight, preferably 5 to 10% by weight, of a water-insoluble polymer selected from any suitable pharmaceutically acceptable polymer substantially insoluble independent of pH. The polymer may be selected from the group consisting of
10 ethylcellulose, acrylic and/or methacrylic ester polymers or mixtures thereof and the like may be used. Polymers or copolymers of acrylates or methacrylates having a low quaternary ammonium content may be used. The acrylic acid ethyl ester: methacrylic acid ester (1:1) copolymer has
15 been found to be suitable.

In a still further preferred aspect the core element may further include 0 to approximately 20% by weight, preferably 1 to 10% by weight of at least one surfactant selected from docusate sodium lecithin,
20 polyoxethylene, sorbitan fatty acids (e.g. tweens) and sorbitan esters (e.g. spans). The surfactant sold under the trade designation Cremaphore RH410 has been found to be suitable.

In a preferred aspect of the present invention the
25 core element of the pharmaceutical microparticle composition according to the present invention may include a core seed.

The size and amount of the core seed may vary substantially from approximately 100 μ m to 1700 μ m
30 depending upon the amount of active ingredient to be included. Accordingly, the core seeds may vary from approximately 5 to 99% by weight, preferably 10 to 70% by weight based on the total weight of the core element, depending on the potency of the active ingredient. The
35 core seed may be of such a diameter to provide a final core element having a diameter of approximately 200 to 2000 μ m.

The core seed may be of any suitable type. A sugar sphere or an active core seed may be used. The core element may further include other carriers or excipients,

stabilizing agents and colorants.

Where the matrix pharmaceutical microparticle composition includes an enteric coating on the core element, the enteric coating may be formed from an enteric polymer as described above. A hydroxypropyl methyl cellulose phthalate coating such as that sold under the trade designation HP50 or HP55 has been found to be suitable.

The enteric coating may further include a plasticiser.

Accordingly in a preferred aspect the enteric coating may include

approximately 40 to 100% by weight, preferably 70 to 95% by weight, based on the total weight of the enteric coating, of at least one enteric polymer,

0 to approximately 30% by weight, preferably 5 to 10% by weight, based on the total weight of the enteric coating of at least one plasticiser selected from diethyl phthalate, triethyl citrate, triethyl acetyl citrate, triacetin, tributyl citrate, dibutyl sebacate and glycerol.

The enteric coating may comprise from approximately 2 to 20% by weight, preferably approximately 4 to 10% by weight, of the pharmaceutical microcapsule composition.

In a preferred form the pharmaceutical microparticle composition may have the following formulation

Percentage ranges for the components of the pharmaceutical microparticle composition (percentages W/W):

	Preferred Range % w/w	More Preferred Range % w/w
Active Ingredient	(5-70)	(10-40)
Water Soluble Polymer	(10-80)	(15-60)
Core Seed	(10-80)	(15-60)
Enteric Polymer	(0.1-50)	(0.5-20)
Plasticiser	(0-10)	(0-1)

The core element may comprise a single or a

plurality of core layers.

In a preferred aspect of the invention, the core element comprises a single layer.

Accordingly in the preferred aspect of the invention there is provided a sustained release matrix pharmaceutical microparticle composition including

a core element comprising a single layer including approximately 1 to approximately 95% by weight based on the core element of a pharmaceutically active ingredient of very low solubility; and

approximately 5 to approximately 99% by weight of a polymeric component in a matrix therewith including

at least one water-soluble polymer; and at least one enteric polymer;

and optionally

an enteric coating over the core element.

In a further preferred form the pharmaceutical microparticle composition may have the following formulation:

Percentage ranges for the components of the pharmaceutical microparticle composition (percentages W/W):

	Preferred Range % w/w	More Preferred Range % w/w
Nifedipine	(5-70)	(10-40)
PEG 6000	(10-80)	(15-60)
Sugar spheres	(10-80)	(15-60)
HP 50	(0.1-50)	(0.5-20)
Diethylphthalate	(0-10)	(0-1)

In an alternative preferred aspect of the invention, the core element comprises a plurality of core layers.

Accordingly in an alternative preferred aspect of the invention there is provided a sustained release pharmaceutical microparticle composition including

a core element including a plurality of core layers, wherein the core element includes

5 approximately 1 to approximately 95% by weight based on the total weight of the core element of a pharmaceutically active ingredient of very low solubility; and

10 approximately 5 to approximately 99% by weight based on the total weight of the core element of a polymeric component in a matrix therewith,

wherein at least one core layer includes

a water-soluble polymer; and

an enteric polymer in a matrix therewith;

and optionally

15 an enteric coating over the core element.

Preferably where the core element comprises a plurality of core layers, the outer core layer of the core element comprises the two polymers in matrix therewith.

20 The pharmaceutically active ingredient may be present in the outer core layer in any suitable effective amount. The amount of active ingredient is dependent on the potency of the active ingredient and on the desired dosage strength and volume of a unit dose of the drug product. The active ingredient may be present in amounts
25 of approximately 0.1 to 95% by weight, based on the total weight of the outer core layer. The active ingredient may preferably be a dihydropyridine compound. The compound may be present in amounts of approximately 5 to 70% by weight, preferably 10 to 60% by weight, based on the total
30 weight of the outer core layer.

The water-soluble polymer may be selected from the list of polymers as previously described. The polyethylene glycol sold under the trade designation PEG 6000 has been found to be suitable.

35 The water-soluble polymer may be present in the outer core layer in amounts of from approximately 10 to 80%, preferably 15 to 60% by weight, more preferably 30 to 50% by weight, based on the total weight of the outer core layer.

The enteric polymer may be selected from the list of polymers previously described. The hydroxypropyl methyl cellulose phthalates sold under the trade designation HP50 or HP55 have been found to be suitable.

5 The enteric polymer may be present in the outer core layer in an amount of up to approximately 50% by weight, preferably 1 to 20% by weight, more preferably 2 to 15% by weight, based on the total weight of the outer core layer.

10 Accordingly, in a preferred aspect of the present invention there is provided a sustained release matrix pharmaceutical microparticle composition including a core element including

15 approximately 1 to 95% by weight based on the total weight of the core element of a dihydropyridine compound;

 a core seed;

20 approximately 20 to 90% by weight based on the total weight of the inner core layer of a water-soluble polymer in a matrix therewith; and

 approximately 30 to 80% by weight based on the total weight of the outer core layer, of a water-soluble polymer; and

25 approximately 2 to 20% by weight based on the total weight of the outer core layer, of an enteric polymer in a matrix therewith, and optionally an enteric coating over the core element.

30 As described above the pharmaceutical microparticle composition may include a plurality of core layers. The composition of the core layers may differ in the concentration or nature of the active ingredients therein. For example use of active ingredients of differing crystal size in adjacent layers is preferred. This may extend the period of sustained release even further.

35 The inner layer and outer core layer of the core element may be present in any suitable amounts in the pharmaceutical microparticle composition. The inner core layer (including sugar seeds where present) may comprise from approximately 40 to 95% by weight, preferably 50 to

85% by weight, of the pharmaceutical microparticle composition. The outer core layer may comprise from approximately 5 to 60% by weight, preferably 15 to 50% by weight, of the pharmaceutical microparticle composition.

5 Accordingly, the pharmaceutical matrix microcapsule composition may have the following formula:

	CORE ELEMENT			CORE COATING	
	Core Seed	Inner Core Layer	Outer Core Layer	Enteric Layer	Final Comp. %
10					
		50 g	50 g		20.5
		100 g	50 g		30.7
15	Sugar spheres	200 g			40.6
	HP50		10 g	32 g	8.5
	(Hydroxypropyl-methylcellulose-phthalate)				
20	Diethyl phthalate			3.5 g	0.6

The components of the core element other than the core seed, when present, may be provided in the form of a solution, dispersion or suspension.

25 In the form of a solution, the solvent or solvents may be present in amounts of from approximately 25 to 97% by weight, preferably 85 to 97% by weight, based on the total weight of the core formulation. The solvent for the core formulation may be a solvent such as methanol, 30 ethanol, methylene chloride, acetone, isopropanol and mixtures thereof. Methanol, methylene chloride or a mixture thereof is preferred.

In a further aspect of the present invention, there is provided a method for preparing a sustained 35 release pharmaceutical microparticle composition providing a core seed;

a core formulation including

an active ingredient of very low solubility;
at least two polymers capable of forming a

- 12 -

matrix with the active ingredient; and
a solvent therefor;

introducing the core seed into a fluidised bed
coater, a centrifugal granulator or spheronizer; and
5 spraying the core formulation onto the core seed
to form a matrix core element; and
drying the core element.

The core seed may include a sugar sphere. The
active ingredient may be a dihydropyridine compound,
10 preferably nifedipine.

Where a plurality of core layers are to be used
the method may further include
providing

a core layer formulation including
15 at least one active ingredient of very
low solubility;
at least two polymers including a
water-soluble polymer; and optionally
an enteric polymer; and
20 a solvent therefor;

introducing the core seed into a fluidised bed
coater, a centrifugal granulator or spheronizer; and
spraying successive layers onto the core seed to
form the matrix core element wherein at least one layer
25 includes the core layer formulation.

Where an enteric coating is to be used, the method
may further include

providing
a sustained release pharmaceutical
30 microparticle; and
an enteric coating formulation including
an enteric polymer; optionally
a plasticiser; and
a solvent therefor.

35 introducing the microparticle into a fluidised bed
coater, a centrifugal granulator or spheronizer; and
spraying the enteric coating formulation onto the
microparticle to form a sustained release microcapsule.

The sustained release core element and sustained

release microcapsules may be subjected to a drying step. The drying step may be conducted in a fluidised bed or drying oven.

5 Spray coating of core elements may be undertaken
utilizing bottom or Wurster, top or tangentially located
spray nozzles. A bottom spray nozzle may reside proximate
to the base of the fluidised bed facing upwards while a
top spraying nozzle is located above the contents of the
bed and facing downwards. The spray nozzle may reside in
10 the mid-section of the fluidised bed and be oriented such
as to spray tangentially to the rotating core elements.

 The sustained release matrix pharmaceutical
microparticle composition according to the present
invention may include a plurality of microparticles.

15 The sustained release pharmaceutical composition
may be provided in any suitable unit dosage form. An
encapsulated form may be used. The pharmaceutical
microparticle composition may be provided in a pellet or
tabletted pellet form. A tablet may be formed by
20 compression of the pellets optionally with the addition of
suitable excipients.

 The sustained release pharmaceutical microparticle
composition may be in multi-pellet encapsulated, sprinkle,
sachet or tabletted forms.

25 The sustained release pharmaceutical microparticle
composition may be administered under a similar dosage
regimen to that used in the prior art. However, it is
preferred that the pellet composition be administered less
frequently. The multi-pellet encapsulated form may for
30 example be administered once every 12 hours, preferably
once every 24 hours.

 In a preferred aspect of the present invention the
sustained release pharmaceutical pellet composition
incorporating the dihydropyridine compound may provide
35 effective vasodilation with once daily administration.
Versatility of dosing may be achieved with 20 to 90 mg or
any other dose strength of capsules required.

 In accordance with a further aspect of the present
invention, there is provided a method of treating

cardiovascular related conditions in patients requiring such treatment which method includes administering to a patient an effective amount of a sustained release pharmaceutical microparticle composition including

- 5 a core element including a dihydropyridine; and
 at least two polymers in a matrix therewith; and
 optionally
 an enteric coating over the core element.

10 The method of treatment according to this aspect of the present invention is particularly applicable to the treatment of Hypertension and/or Angina pectoris due to coronary heart disease, particularly Angina pectoris related to coronary artery spasm, utilising for example nifedipine.

15 Preferably the sustained release pharmaceutical microparticle composition is provided in a unit dosage form and administration occurs at intervals of approximately 12 to 24 hours.

20 The present invention will now be more fully described with reference to the accompanying examples. It should be understood, however, that the following description is illustrative only and should not be taken in any way as a restriction on the generality of the invention specified above.

25 EXAMPLES

A. SINGLE LAYERED OR "ONE STEP" CORES

EXAMPLE 1 (1/1.5/0.1)*

Formulation	(g)
Sugar spheres 30/35 mesh	200
Nifedipine	100
PEG 6000	150
HP 50	10
35 Methanol **	540
Methylene Chloride **	540

Finished cores are between 710 - 1000 μm with potency of 22%, yield 460 g.

EXAMPLE 2 (1/1.5/0.3)*

	Formulation	(g)
5	Sugar spheres 30/35 mesh	600
	Nifedipine	143
	PEG 6000	214.5
	HP 50	42.9
	Methanol **	1158.3
10	Methylene Chloride **	1158.3

Finished cores are between 600 - 850 μ m with potency of 14%, yield 1000 g.

EXAMPLE 3 (1/1.3/0.2)*

15	Formulation	(g)
	Sugar spheres 30/35 mesh	600
	Nifedipine	133.3
20	PEG 6000	173.3
	HP 50	26.7
	Methanol **	900
	Methylene Chloride **	900

25 Finished cores are between 600 - 850 μ m with potency of 14%, yield 933 g.

Examples 1 to 3 illustrate how the ratio of polymers may be varied to the desired release profile.

EXAMPLE 4 (1/1/0.2)*

30	Formulation	(g)
	Sugar spheres 30/35 mesh	200
	Nifedipine	100
35	PEG 6000	100
	PVAP	20
	Methanol **	500
	Methylene Chloride **	500

B. DOUBLE LAYERED or "TWO STEP" SUSTAINED RELEASE COREEXAMPLE 6

5	Sugar Seed	CORE ELEMENT	
		Inner Core Layer	Outer Core Layer
		50g	50g
		100g	50g
10	Sugar spheres 30/35 HP50	200g	10 g
	Methylene Chloride**	250	300
	Methanol**	250	300
15	Finished cores are between 710 - 1000 μ m with potency of 22% and yield of 460 g.		

EXAMPLE 7

20	Sugar Seed	CORE ELEMENT	
		Inner Core Layer	Outer Core Layer
		200g	125g
		400g	125g
25	Sugar Spheres 35/45 HP 50	300g	25g
	Methanol **	1000g	675g
	Methylene Chloride **	1000g	675g
30	Finished cores are between 600-850 μ m with potency of 28% and yield of 1075g.		

PROCESS FOR EXAMPLE 6 AND 7 (CORE MANUFACTURE)

To a Fuji Paudal Q400 spheroniser the sugar spheres are charged. A dissolved solution containing the nifedipine, PEG 6000 and mixture of methanol/methylene chloride (50/50) was applied as atomised droplets onto the sugar spheres. The finished inner cores are dried at 40°C for 15 minutes. This batch is returned to commence the second stage or second layer. To this charge a dissolved

solution containing the nifedipine, PEG 6000 and HP50 in the methanol/methylene chloride mixture was supplied as atomised droplets onto the inner cores. The finished cores are dried at 40°C for 15 minutes.

5 ENTERIC COATING OF CORES

The cores produced from Example 6 was enteric coated using the following process.

To the Glatt WSG/1, 1.6 kg of cores were charged. A dissolved solution containing 117.6 g HP50, 13g of diethyl phthalate in 1.96 kg of ethanol/water mixture was applied as atomised droplets to the fluidising cores. On completion of the spray, the pellets were dried for 50 minutes at an inlet air temperature of 41°C. The weight gain was recorded as 5.8% w/w.

15 IN-VITRO TESTING

In vitro dissolution profiles were generated at pH 6.8 for Examples 1 to 7 above utilising the following test method dissolution.

Each formulation included 60 mg equivalent to nifedipine and was dissolved in 900 mL at pH of 6.8 with surfactant and an orthophosphate buffer. The apparatus used is baskets. Sampling is carried out using a 0.45 µm filter and samples were determined using a UV spectrophotometer at a wavelength of 340 nm.

25 The results are provided in Figures 1 to 7.

IN VIVO TESTING

Mean nifedipine concentrations were generated in vivo utilising Example 6 above. These were compared with comparison formulations A and B (see below).

30 A three way single dose cross over pilot study was performed to assess the bioequivalence of the nifedipine formulations, including batches of Example 6, comparison A and comparison B (reference). Eighteen healthy male subjects received a single 60 mg dose of a formulation after an overnight fast. At the end of the study, each subject had received two formulations (out of a possible 4) and the reference formulation (B). Plasma samples from all subjects were analysed for nifedipine using a validated chromatographic procedure.

Comparison A is not in accordance with the invention and comprises an uncoated core where micronised nifedipine is layered onto sugar spheres.

The formulation comprises

5

COMPARISON A	W/W%
Nifedipine	31.85
Hydroxypropyl Cellulose	4.14
10 Polyoxyethylene 20 sorbitan	0.32
Sugar spheres 20/25 mesh	63.69

It does not contain a matrix composition, and as can be evidenced by the high initial plasma peak, does not produce a suitable sustained release profile.

15

Comparison B is the existing commercially available sustained release product Procardia XL, 60 mg extended release tablets by Pfizer.

The results are provided in Figure 8.

20

Finally, it is to be understood that various other modifications and/or alterations may be made without departing from the spirit of the present invention as outlined herein.

25

30

35

Claims

1. A sustained release pharmaceutical microparticle composition including
a core element including
5 an active ingredient of very low solubility;
and
at least two polymers in a matrix therewith;
and optionally
an enteric coating over the core element.
- 10 2. A microparticle composition according to claim 1, wherein the polymer components include
a polymer which is at least partially water-soluble (water-soluble polymer); and
15 a polymer which is substantially insoluble at acidic pH but at least partially soluble at a less acidic to basic pH (enteric polymer).
3. A microparticle composition according to claim 2, wherein
20 the water-soluble polymer is selected from the group consisting of polyvinyl pyrrolidone, hydroxypropyl cellulose, hydroxypropyl methylcellulose, polyethylene glycol, polyvinyl alcohol and mixtures thereof; and
the enteric polymer is selected from the group consisting of cellulose acetate phthalate, hydroxypropyl
25 methylcellulose phthalate (HPMCP), polyvinyl acetate phthalate, methacrylic acid copolymer, hydroxypropyl methylcellulose acetate succinate, shellac, cellulose acetate trimellitate and mixtures thereof.
4. A microparticle composition according to claim 3,
30 wherein
the water-soluble polymer is present in an amount of from approximately 10 to 80% by weight, based on the total weight of the core element; and
the enteric polymer is present in amounts from
35 0.1% to approximately 50% by weight, based on the total weight of the core element.
5. A microparticle composition according to claim 1 wherein the active ingredient includes a dihydropyridine.
6. A microparticle composition according to claim 5

wherein the dihydropyridine is nifedipine.

7. A microparticle composition according to claim 1, further including

0 to approximately 50% by weight, based on the
5 total weight of the core element of a plasticiser selected from the group consisting of diethyl phthalate, triethyl citrate, triethyl acetyl citrate, triacetin, tributyl citrate, glycerol, dibutyl sebacate or mixtures thereof; optionally

10 0 to approximately 50% by weight, based on the total weight of the core element of a filler selected from the group consisting of insoluble materials such as silicon dioxide, titanium dioxide, talc, alumina, starch, kaolin, polacrilin potassium, powdered cellulose, and
15 microcrystalline cellulose and mixtures thereof; and optionally

0 to approximately 50% by weight, of a
water-insoluble polymer selected from the group consisting of ethyl cellulose, acrylic and/or methacrylic ester
20 polymers or mixtures thereof.

8. A microparticle composition according to claim 7 further including approximately 1 to 10% by weight based on the total weight of the core element, of a surfactant.

9. A microparticle composition according to claim 1, wherein the core element includes a core seed.

10. A sustained release pharmaceutical microparticle composition including

a core element including

30 approximately 1 to approximately 95% by weight based on the total weight of the core element of a pharmaceutically active ingredient of very low solubility; and

35 approximately 5 to approximately 99% by weight of a polymeric component in a matrix therewith including

a water-soluble polymer; and

an enteric polymer;

and optionally

an enteric coating over the core element.

11. A sustained release pharmaceutical microparticle composition including

a core element including a plurality of core layers, wherein the core element includes

5 approximately 1 to approximately 95% by weight based on the total weight of the core element of a pharmaceutically active ingredient of very low solubility; and

10 approximately 5 to approximately 99% by weight based on the total weight of the core element of a polymeric component in a matrix therewith,

wherein at least one core layer includes

a water-soluble polymer; and

15 an enteric polymer in a matrix therewith; and optionally

an enteric coating over the core element.

12. A sustained release matrix pharmaceutical microparticle composition including a core element
20 including

approximately 1 to 95% by weight based on the total weight of the core element of a dihydropyridine compound;

a core seed;

25 approximately 20 to 90% by weight based on the total weight of the inner core layer of a water-soluble polymer in a matrix therewith; and

30 approximately 30 to 80% by weight based on the total weight of the outer core layer, of a water-soluble polymer; and

approximately 2 to 20% by weight based on the total weight of the outer core layer, of an enteric polymer in a matrix therewith,

and optionally an enteric coating over the core element.

35 13. A microcapsule composition including a microparticle composition according to claim 1, further including approximately 2 to 20% by weight of an enteric coating over the core element.

14. A microcapsule composition according to claim 13,

wherein the enteric coating includes

approximately 40 to 100% by weight, based on the total weight of the enteric coating, of at least one enteric polymer,

5 0 to approximately 30% by weight, based on the total weight of the enteric coating of at least one plasticiser selected from diethyl phthalate, triethyl citrate, triethyl acetyl citrate, triacetin, tributyl citrate, dibutyl sebacate and glycerol.

10 15. A method for preparing a sustained release pharmaceutical microparticle composition providing

a core seed;

a core formulation including

an active ingredient of very low solubility;

15 at least two polymers capable of forming a matrix with the active ingredient; and

a solvent therefor;

introducing the core seed into a fluidised bed coater, a centrifugal granulator or spheronizer; and

20 spraying the core formulation onto the core seed to form a matrix core element; and

drying the core element.

16. A method according to claim 15, further including providing

25 a core layer formulation including

an active ingredient of very low solubility;

at least two polymers including a water-soluble polymer; and optionally

30 an enteric polymer; and

a solvent therefor;

introducing the core seed into a fluidised bed coater, a centrifugal granulator or spheronizer; and

35 spraying successive layers onto the core seed to form the matrix core element wherein at least one layer includes the core formulation.

17. A method according to claim 16 wherein the core element includes

approximately 1 to approximate 95% by weight

based on the total weight of the core element of a pharmaceutically active ingredient of very low solubility; and

5 approximately 5 to approximately 99% by weight based on the total weight of the core element of a polymeric component in a matrix therewith,

10 wherein at least one core layer includes a water-soluble polymer; and an enteric polymer in a matrix therewith; and optionally an enteric coating over the core element.

18. A method according to claim 15, further including providing

15 a sustained release pharmaceutical microparticle; and

20 an enteric coating formulation including an enteric polymer; optionally a plasticiser; and a solvent therefor

introducing the microparticle into a fluidised bed coater, a centrifugal granulator or spheronizer; and spraying the enteric coating formulation onto the microparticle and then spraying an enteric coating formulation onto the core element to form a sustained release coated pellet.

19. A method according to claim 15 wherein the water-soluble polymer is selected from the group consisting of polyvinyl pyrrolidone, hydroxypropyl cellulose, hydroxypropyl methylcellulose, polyethylene glycol, polyvinyl alcohol and mixtures thereof; and

30 the enteric polymer is selected from the group consisting of cellulose acetate phthalate, hydroxypropyl methylcellulose phthalate (HPMCP), polyvinyl acetate phthalate, methacrylic acid copolymer, hydroxypropyl methylcellulose acetate succinate, shellac, cellulose acetate trimellitate and mixtures thereof.

20. A method according to claim 19 wherein the water-soluble polymer is present in an amount

of from approximately 10 to 80% by weight, based on the total weight of the core element; and

the enteric polymer is present in amounts from 0.1% to approximately 50% by weight, based on the total weight of the core element.

21. A method according to claim 20 wherein the active ingredient includes a dihydropyridine.

22. A method according to claim 21 wherein the dihydropyridine is nifedipine.

23. A method of treating cardiovascular related conditions in patients requiring such treatment which method includes administering to a patient an effective amount of a sustained release pharmaceutical microparticle composition including

a core element including a dihydropyridine; and at least two polymers in a matrix therewith; and optionally

an enteric coating over the core element.

24. A method according to claim 23 wherein the microparticle composition is administered at intervals of approximately 24 hours or more.

25. A method according to claim 23 wherein the dihydropyridine is nifedipine.

26. A method according to claim 23 wherein

the water-soluble polymer is selected from the group consisting of polyvinyl pyrrolidone, hydroxypropyl cellulose, hydroxypropyl methylcellulose, polyethylene glycol, polyvinyl alcohol and mixtures thereof; and

the enteric polymer is selected from the group consisting of cellulose acetate phthalate, hydroxypropyl methylcellulose phthalate (HPMCP), polyvinyl acetate phthalate, methacrylic acid copolymer, hydroxypropyl methylcellulose acetate succinate, shellac, cellulose acetate trimellitate and mixtures thereof.

27. A method according to claim 23 wherein

the water-soluble polymer is present in an amount of from approximately 10 to 80% by weight, based on the total weight of the core element; and

the enteric polymer is present in amounts from

0.1% to approximately 50% by weight, based on the total weight of the core element.

28. A method according to claim 23 wherein the microparticle composition includes

5 a core element including a plurality of core layers, wherein the core element includes

approximately 1 to approximate 95% by weight based on the total weight of the core element of a dihydropyridine; and

10 approximately 5 to approximately 99% by weight based on the total weight of the core element of a polymeric component in a matrix therewith,

wherein at least one core layer includes

15 a water-soluble polymer; and

an enteric polymer in a matrix therewith;

and optionally

an enteric coating over the core element.

29. A method according to claim 28 wherein the dihydropyridine is nifedipine.

30. A microparticle composition according to claim 1, wherein the composition is in a unit dosage form.

31. A microparticle composition according to claim 30 wherein the composition is in a pellet or tableted pellet form.

25 32. A microparticle composition according to claim 1 wherein the active ingredient is in a crystalline form.

30

35

Figure 1

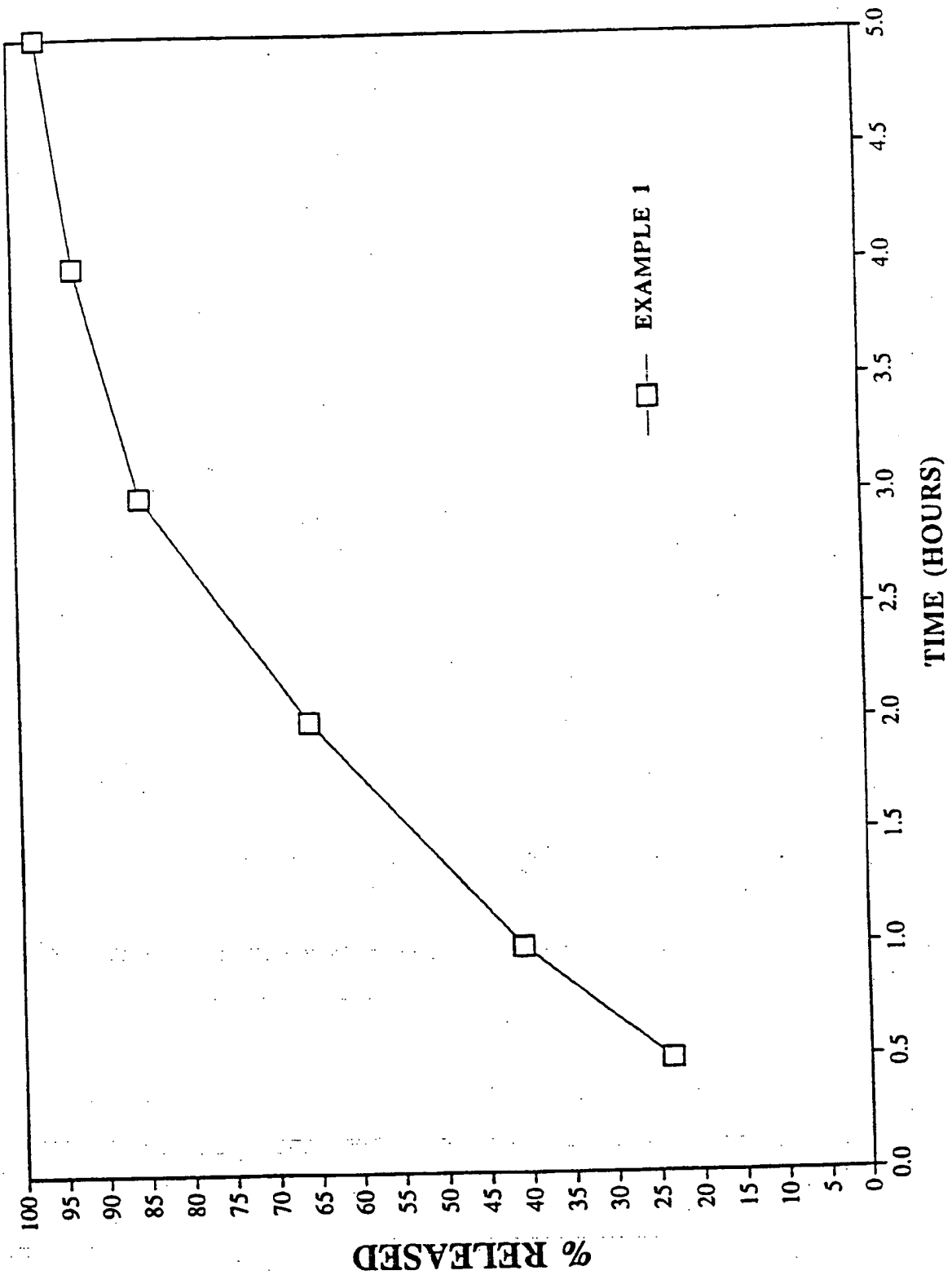


Figure 2

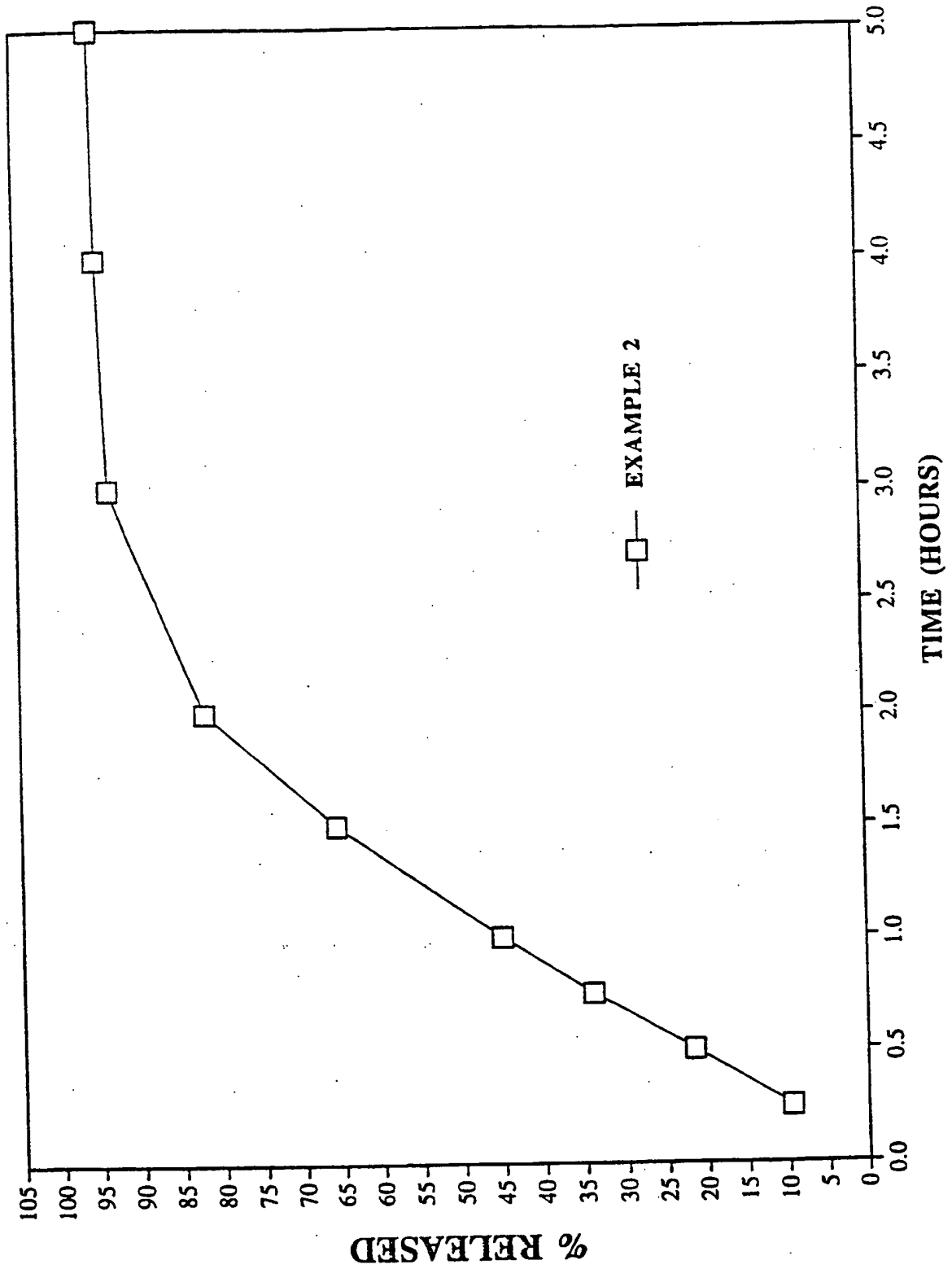


Figure 3

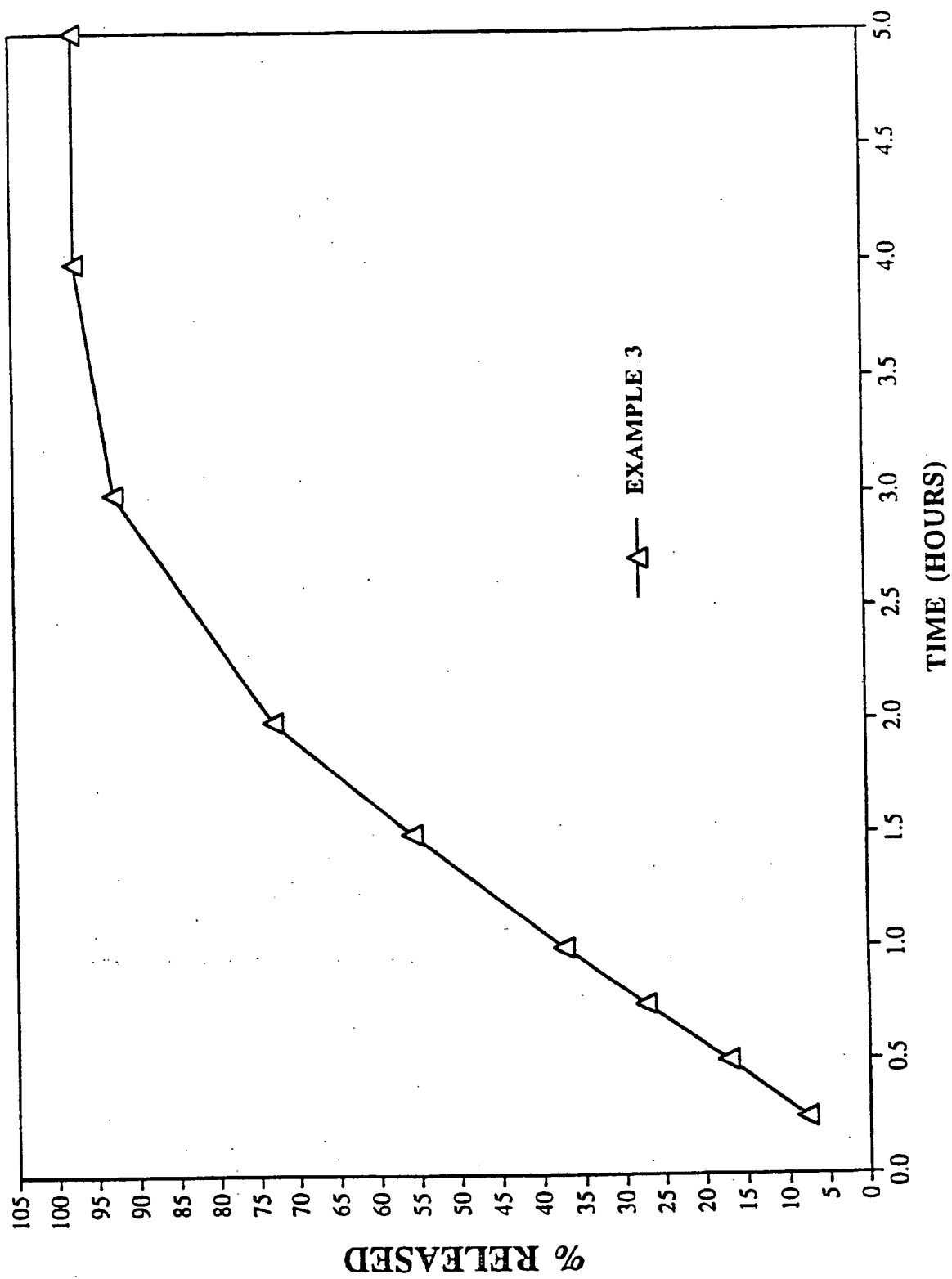


Figure 4

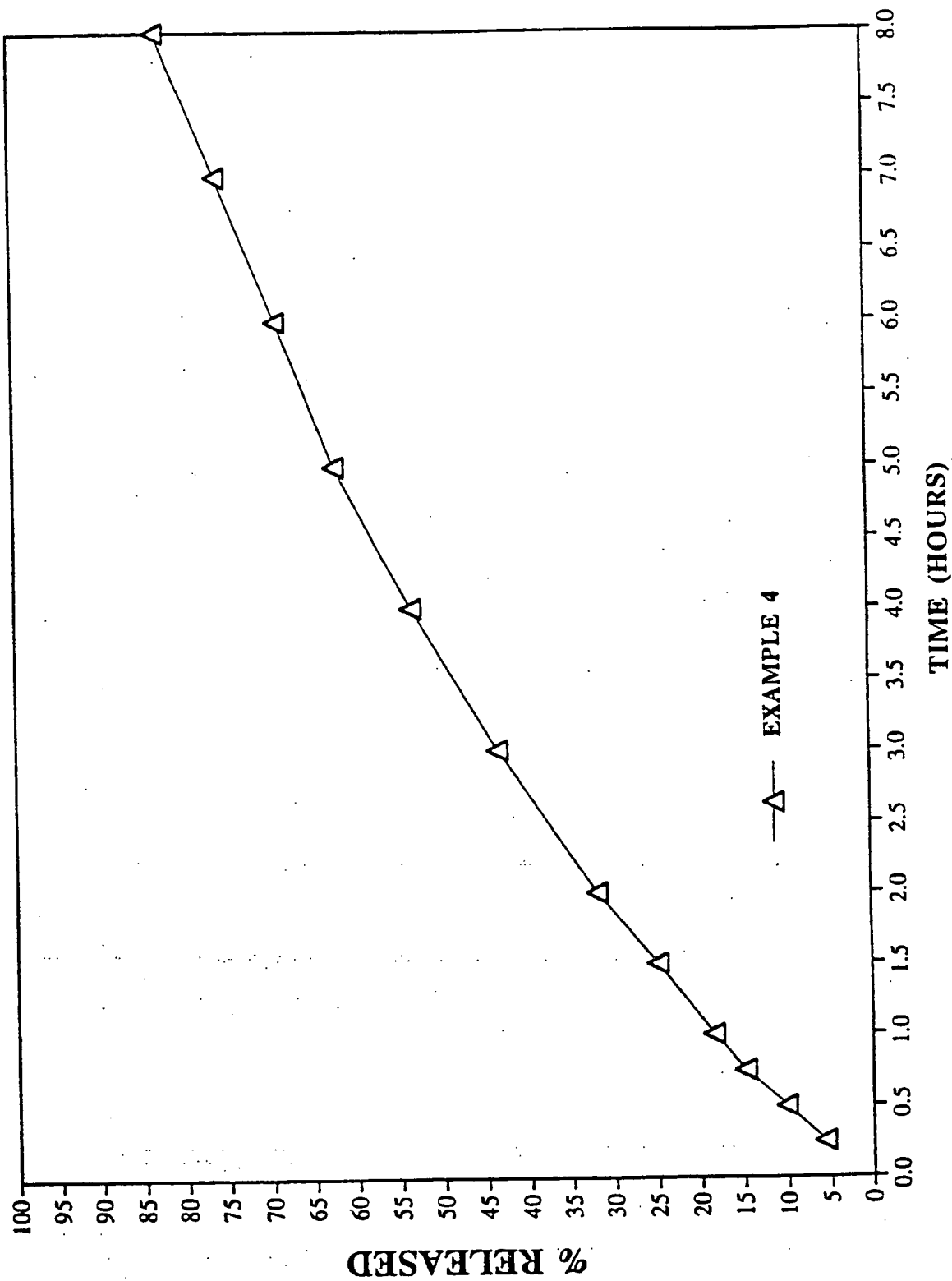


Figure 5

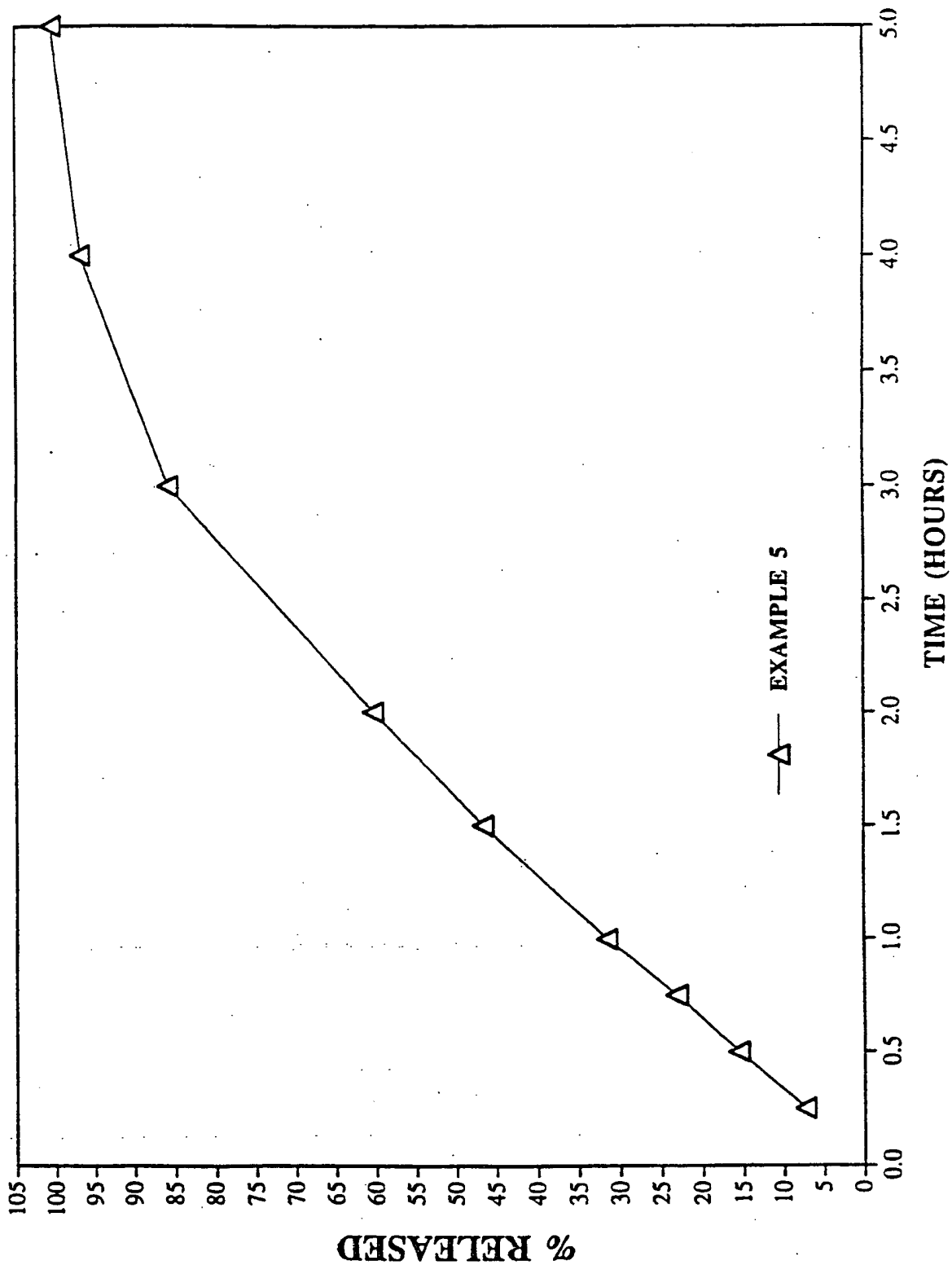


Figure 6

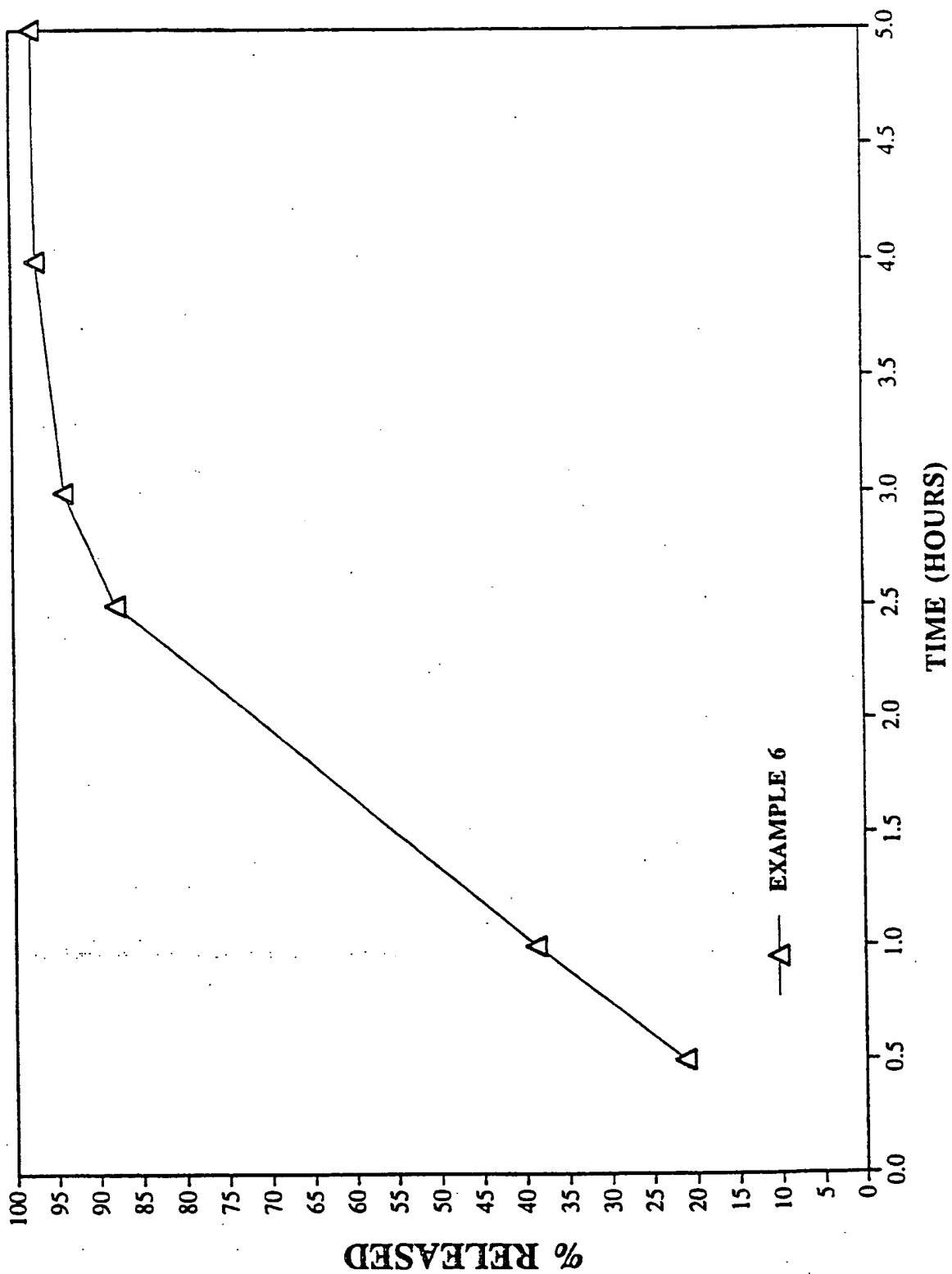
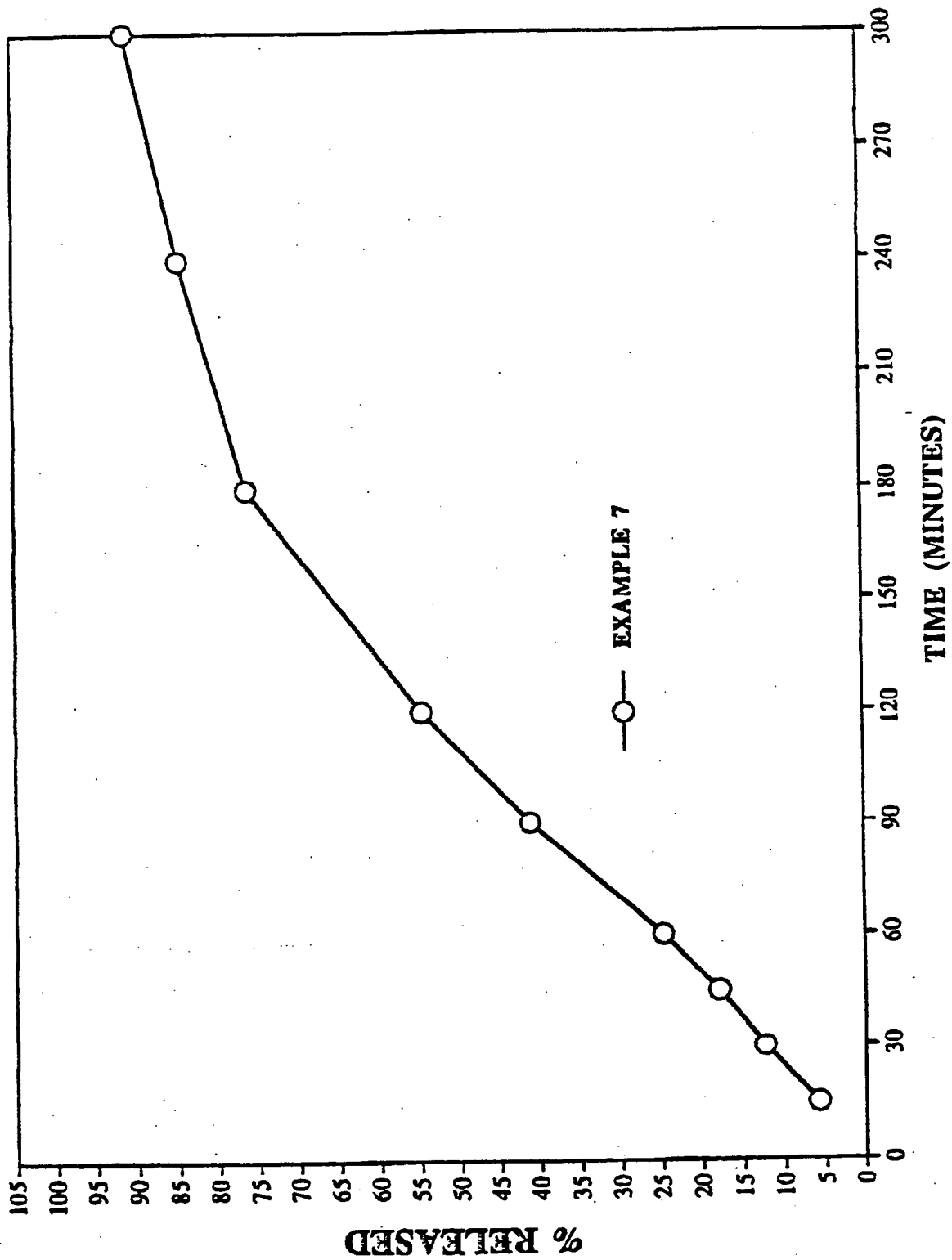
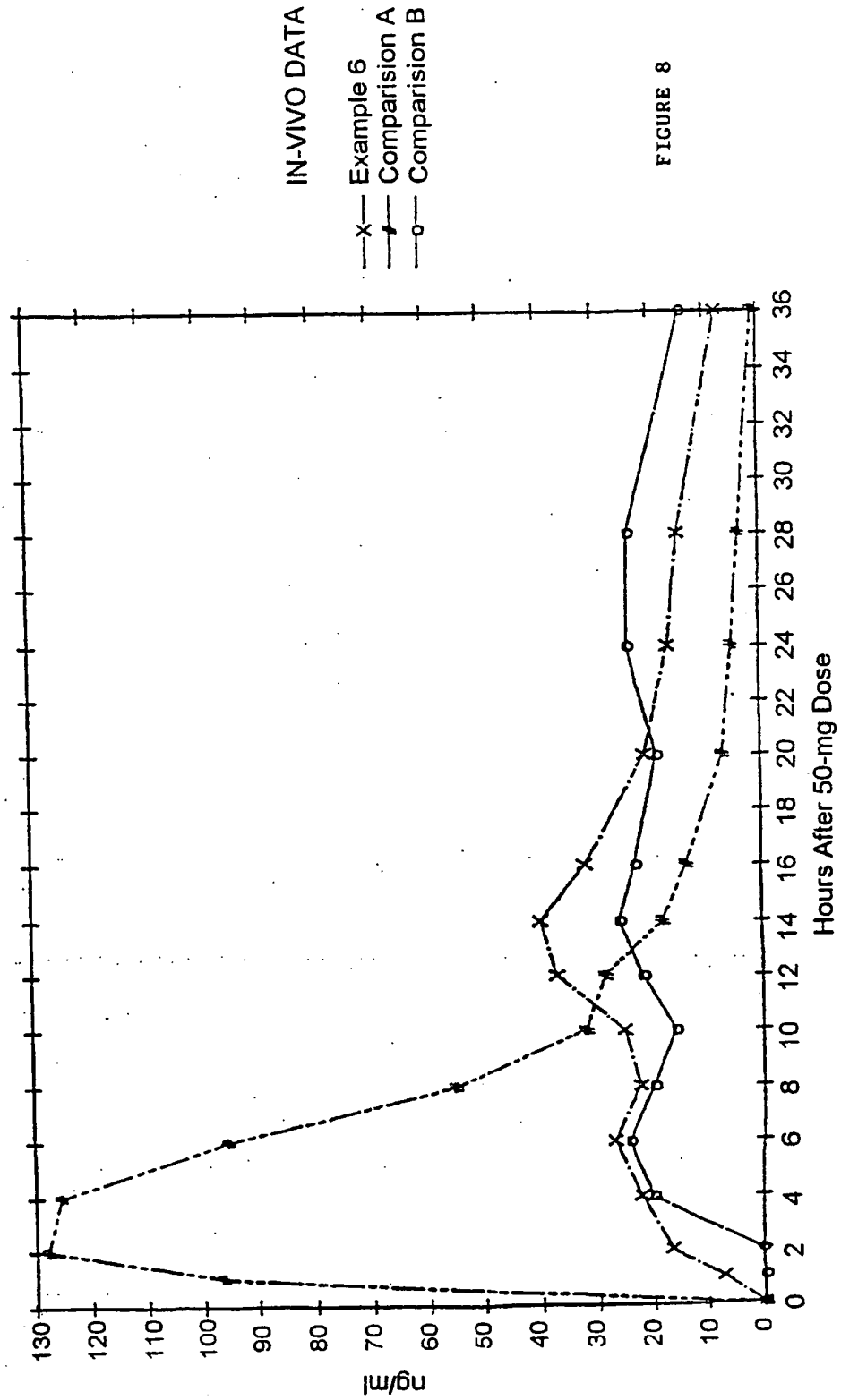


FIGURE 7



MEAN NIFEDIPINE CONCENTRATIONS Preliminary Data (N=9)



SUBSTITUTE SHEET

INTERNATIONAL SEARCH REPORT

International application No.
PCT/AU 93/00462

<p>A. CLASSIFICATION OF SUBJECT MATTER Int. CL⁵ A61K 9/16, 9/52, 9/22, 31/44</p> <p>According to International Patent Classification (IPC) or to both national classification and IPC</p>														
<p>B. FIELDS SEARCHED</p> <p>Minimum documentation searched (classification system followed by classification symbols) IPC A61K 9/16, 9/52, 9/26, 9/22</p> <p>Documentation searched other than minimum documentation to the extent that such documents are included in the fields searched AU: IPC as above</p> <p>Electronic data base consulted during the international search (name of data base, and where practicable, search terms used) DERWENT: low(solubil: and polymer:; nifedipine# and polymer# JAPIO: low(solubil: and polymer:; nifedipine# and polymer#</p>														
<p>C. DOCUMENTS CONSIDERED TO BE RELEVANT</p> <table border="1" style="width:100%; border-collapse: collapse;"> <thead> <tr> <th style="width:10%;">Category*</th> <th style="width:60%;">Citation of document, with indication, where appropriate, of the relevant passages</th> <th style="width:30%;">Relevant to Claim No.</th> </tr> </thead> <tbody> <tr> <td style="text-align:center;">X</td> <td>AU,B,49594/85 (588258) (PHARMATEC S.P.A.) 8 April 1986 (08.04.86) See entire document</td> <td style="text-align:center;">1-6, 9, 10, 15, 20-23, 25-27, 30-32</td> </tr> <tr> <td style="text-align:center;">X</td> <td>WO,A,89/02738 (APS RESEARCH LTD.) 6 April 1989 (06.04.89) See entire document</td> <td style="text-align:center;">1, 2, 5, 6, 10, 13, 23, 25, 27, 30, 31</td> </tr> <tr> <td style="text-align:center;">P, X</td> <td>WO,A,93/13773 (ETHICAL PHARMACEUTICALS LTD.) 22 July 1993 (22.07.93) See entire document</td> <td style="text-align:center;">1, 2, 5, 6, 9, 10, 15, 23, 25, 27, 30, 31</td> </tr> </tbody> </table>			Category*	Citation of document, with indication, where appropriate, of the relevant passages	Relevant to Claim No.	X	AU,B,49594/85 (588258) (PHARMATEC S.P.A.) 8 April 1986 (08.04.86) See entire document	1-6, 9, 10, 15, 20-23, 25-27, 30-32	X	WO,A,89/02738 (APS RESEARCH LTD.) 6 April 1989 (06.04.89) See entire document	1, 2, 5, 6, 10, 13, 23, 25, 27, 30, 31	P, X	WO,A,93/13773 (ETHICAL PHARMACEUTICALS LTD.) 22 July 1993 (22.07.93) See entire document	1, 2, 5, 6, 9, 10, 15, 23, 25, 27, 30, 31
Category*	Citation of document, with indication, where appropriate, of the relevant passages	Relevant to Claim No.												
X	AU,B,49594/85 (588258) (PHARMATEC S.P.A.) 8 April 1986 (08.04.86) See entire document	1-6, 9, 10, 15, 20-23, 25-27, 30-32												
X	WO,A,89/02738 (APS RESEARCH LTD.) 6 April 1989 (06.04.89) See entire document	1, 2, 5, 6, 10, 13, 23, 25, 27, 30, 31												
P, X	WO,A,93/13773 (ETHICAL PHARMACEUTICALS LTD.) 22 July 1993 (22.07.93) See entire document	1, 2, 5, 6, 9, 10, 15, 23, 25, 27, 30, 31												
<input checked="" type="checkbox"/> Further documents are listed in the continuation of Box C.		<input checked="" type="checkbox"/> See patent family annex.												
<p>* Special categories of cited documents :</p> <p>"A" document defining the general state of the art which is not considered to be of particular relevance</p> <p>"E" earlier document but published on or after the international filing date</p> <p>"L" document which may throw doubts on priority claim(s) or which is cited to establish the publication date of another citation or other special reason (as specified)</p> <p>"O" document referring to an oral disclosure, use, exhibition or other means</p> <p>"P" document published prior to the international filing date but later than the priority date claimed</p>		<p>"T" later document published after the international filing date or priority date and not in conflict with the application but cited to understand the principle or theory underlying the invention</p> <p>"X" document of particular relevance; the claimed invention cannot be considered novel or cannot be considered to involve an inventive step when the document is taken alone</p> <p>"Y" document of particular relevance; the claimed invention cannot be considered to involve an inventive step when the document is combined with one or more other such documents, such combination being obvious to a person skilled in the art</p> <p>"&" document member of the same patent family</p>												
Date of the actual completion of the international search 23 DECEMBER 1993 (23.12.93)		Date of mailing of the international search report 24 DEC 1993 (24.12.93)												
Name and mailing address of the ISA/AU AUSTRALIAN INDUSTRIAL PROPERTY ORGANISATION PO BOX 200 WODEN ACT 2606 AUSTRALIA Facsimile No. 06 2853929		Authorized officer <i>R. Pooley</i> R.L. POOLEY Telephone No. (06) 2832260												

INTERNATIONAL SEARCH REPORT

International application No.

PCT/AU 93/00462

Category*	Citation of document, with indication, where appropriate of the relevant passages	Relevant to Claim No.
X	EP,A,387782 (EGIS GYOYSZERGYAR) 19 September 1990 (19.09.90) See entire document	1-6, 10, 23, 25-27, 30-31
X	AU,B,68207/87 (592618) (ELAN CORPORATION P.L.C.) 14 July 1988 (14.07.88) See entire document	1-6, 10, 30-32
X	Patent Abstracts of Japan C-877, page 4, JP,A,3-169814 (NIPPON YAKUHI KOGYO K.K.) 23 July 1991 (23.07.91) Abstract	1, 2, 4, 5, 10, 23, 25, 29, 31
X	Patent Abstracts of Japan, C-353, page 35, JP,A,61-17510 (TOYO BOSEKI K.K.) 25 January 1986 (25.01.86) Abstract	1, 2, 5, 6, 10, 23, 25, 30
X	US,A,4740365 (TOYO BOSEKI KABUSHIKI KAISHA) 26 April 1988 (26.04.88) See entire document	1, 2, 5, 6, 10, 11, 30, 31
X	EP,A,220760 (EURAND ITALIA S.P.A.) 6 May 1987 (06.05.87) See entire document	1, 5, 6, 30, 31, 32
X	GB,A,1579818 (YAMANOUCHI PHARMACEUTICAL CO. LTD.) 26 November 1980 (26.11.80) See entire document	1, 5, 6, 23, 30, 31
X	AU,B,58284/86 (595801) (EUROCELTIQUE S.A.) 18 December 1986 (18.12.86) See entire document	1, 5, 6, 30, 31
X	Patent Abstracts of Japan, C-438, page 37, JP,A,62-48618 (ZERIA SHINYAKU KOGYO K.K.) 3 March 1987 (03.03.87) Abstract	1-3, 5-6, 30-31
x	DD,A,295550 (MARTIN-LUTHER UNIVERSITAT) 7 November 1991 (07.11.91) See entire document	1, 5, 6, 23, 25, 30-31

INTERNATIONAL SEARCH REPORT

International application No.
PCT/AU 93/00462

This Annex lists the known "A" publication level patent family members relating to the patent documents cited in the above-mentioned international search report. The Australian Patent Office is in no way liable for these particulars which are merely given for the purpose of information.

Patent Document Cited in Search Report		Patent Family Member			
AU 49594/85	CA 1253079 EP 226588 IT 1178511 PT 81113 ZA 8506862	DE 3582251 ES 547707 JP 4017932 WO 8601717	DK 2221/86 FI 871116 NO 171887 YU 1439/85		
AU 58284/86	CA 1277913 ES 555899 KR 8902949 US 4940587	DK 2730/86 FI 862479 NO 172027 ZA 8604105	EP 205282 JP 61286321 PT 82746		
AU 68207/87	CA 1288049 DK 528/87 NZ 219140	CS 9104177 EP 274176	DE 3779414 JP 63174929		
US 4740365	DE 3580384	EP 159604	JP 60215622		
WO 8902738	EP 386023				
WO 93/13773	AU 32636/93				
EP 220760	AU 63832/86 DK 4811/86 NO 172168 ZA 8607767	CA 1280976 FI 87424 NZ 217841	DE 3680989 JP 62167727 US 4880623		
GB 1579818	DE 2822882	JP 54002316	US 4412986		
EP 387782	CA 2012194 FR 2644343 US 5108757	CH 680416 GB 2229095 YU 458/90	EP 387782 JP 2279626		
END OF ANNEX					

THIS PAGE BLANK (USPTO)